



# ***Floating Decanters***

# **FHP**



***Photosensor prevents sludge inflow,  
helps discharge only supernatant liquid.  
Ideal for use under unstable water levels.***




#### Features

- ***The sludge surface monitoring device prevents unexpected inflow of sludge and helps the pump solely discharge supernatant liquid.***
- ***A float makes the pump particularly useful for the application where the water level fluctuates widely.***
- ***An incorporated control circuit automatically stops operation upon receiving warning signals from the photosensor which would detect a water level drop to near the sludge interface layer.***
- ***The sensor surfaces are automatically washed with pressurized water to be kept clean for perfect monitoring.***

#### Applications

- ***Discharging supernatant liquid in SBR***
- ***Discharging supernatant liquid at a facility where such process is required***



Tsurumi FHP-series displays high effect for the discharge of supernatant liquid in SBR.

## Major Standard Specifications

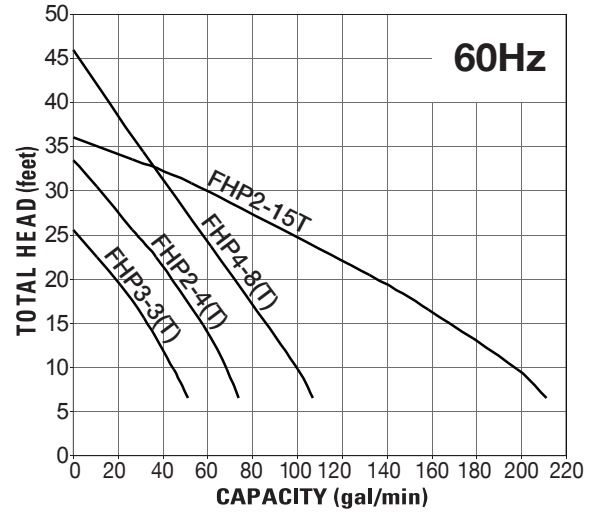
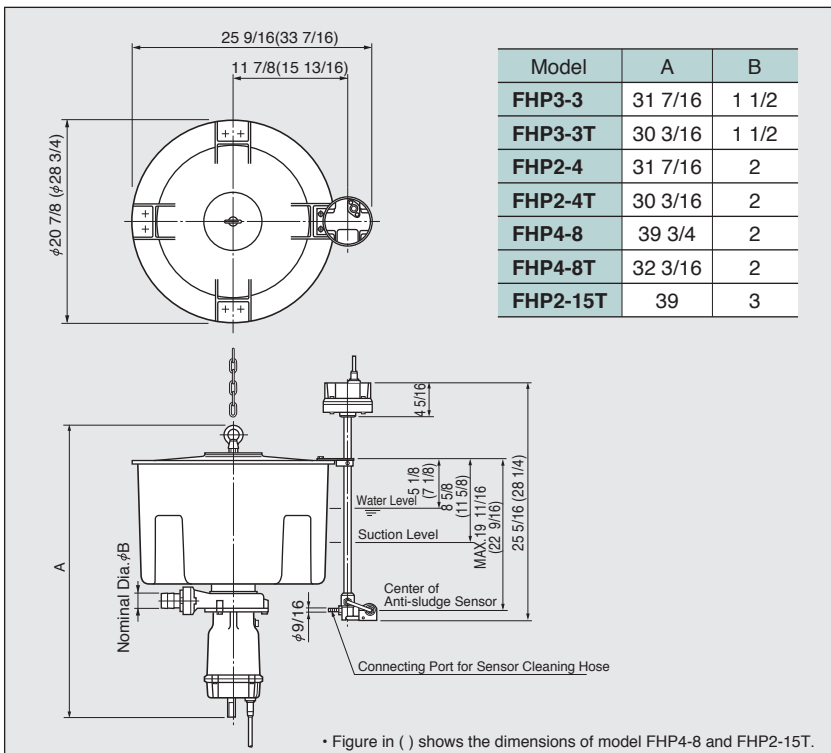
Pumping Fluid	Type of Fluid	Treated Water	
	Fluid Temperature	32 to 104°F	
Pump	Structure	Impeller	Channel
		Shaft Seal	Double Mechanical Seal
		Bearing	Double-shielded Ball Bearing
	Materials	Impeller	Gray Cast Iron
		Casing	Gray Cast Iron
		Shaft seal	Silicon Carbide
Float	FRP		
Motor	Type, Pole	Dry Type Submersible Induction Motor, 2-pole	
	Insulation	Class E Class F (2HP only)	
	Phase	Single-phase Three-phase (suffix "T")	
	Starting Method	Capacitor Start (Single-phase only) Direct on Line	
	Protection Device (built-in)	Circle Thermal Protector	
	Lubricant	Turbine Oil (ISO VG32)	
	Materials	Frame	Gray Cast Iron
		Shaft	420 Stainless Steel
Cable		PVC	
Discharge Connection	Hose Coupling		

## Standard Specifications

Discharge Bore inches	Model	Motor Output HP	Phase	Speed (S.S.) RPM	Starting Method	Dry Weight* lbs	Cable Length ft
1 1/2	<b>FHP3-3</b>	1/3	Single	3600	Capacitor Start	64	32
1 1/2	<b>FHP3-3T</b>	1/3	Three	3600	D.O.L.	60	32
2	<b>FHP2-4</b>	1/2	Single	3600	Capacitor Start	64	32
2	<b>FHP2-4T</b>	1/2	Three	3600	D.O.L.	60	32
2	<b>FHP4-8</b>	1	Single	3600	Capacitor Start	106	32
2	<b>FHP4-8T</b>	1	Three	3600	D.O.L.	62	32
3	<b>FHP2-15T</b>	2	Three	3600	D.O.L.	132	32


\*Weights excluding cable

## Dimensions Unit: inches



## Standard Accessories

- Hose Coupling
- Anti-sludge Sensor Cable 20ft
- Lifting Chain 10ft\* (with Shackles)
  - \* 16ft for FHP4-8 & FHP2-15



## Structural Features

### 1 Float

The float sustains a submersible pump by buoyancy at an appropriate position. Made of fiber reinforced plastic (FRP), the float is filled with polystyrene foam which prevents the loss of buoyancy in case the float is broken.


### 2 Intake Check Ball

A check ball incorporated in the intake closes the suction mouth by buoyancy when the pump stops operating thus preventing the inflow of floating sludge. During operation, the ball is sucked in by the pump's suction power to take in supernatant liquid.

At rest



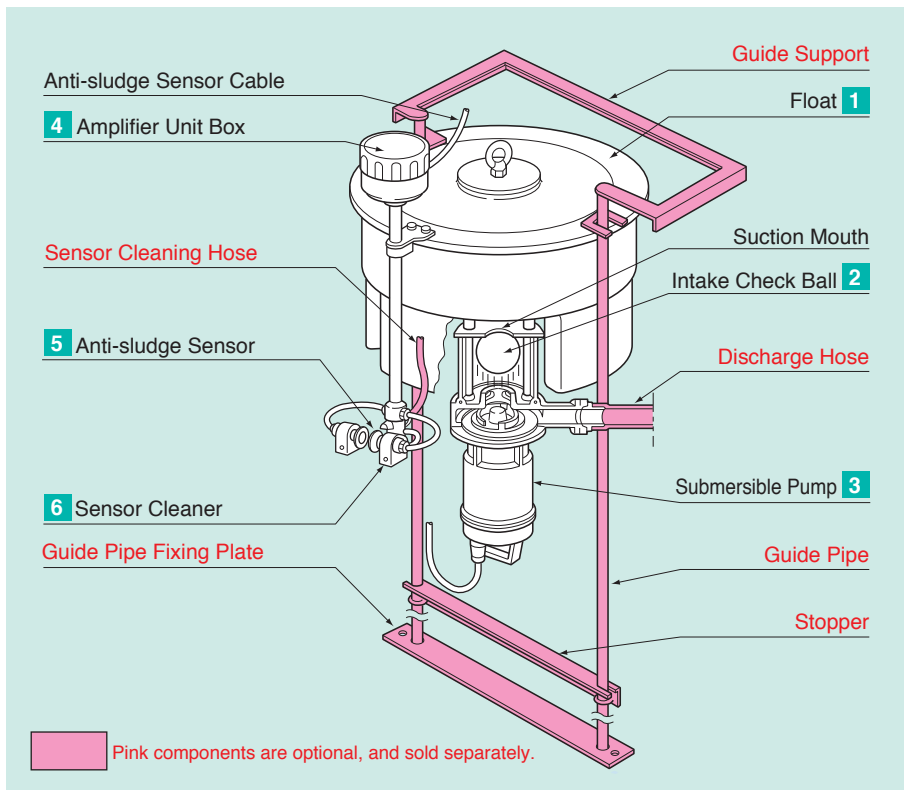
In operation



### 3 Submersible Pump

Constructed with Tsurumi's Signature quality and features, such as dual inside mechanical seal, motor protector, and anti-wicking cable entry.

### 4 Amplifier Unit Box



### 5 Anti-sludge Sensor

When the amount of light transmitted from an emitter via glass fibers is reduced by a certain density of sludge existing in the liquid, the sensor identifies the light amount and sends corresponding signals to the control panel to stop or operate the pump not to suck up sludge.



### 6 Sensor Cleaner

The sensor cleaner spouts a jet of clean water from its nozzle to wash the light emitter and receiver at fixed intervals. The pressurized water can be treated water coming from a submersible pump installed in the spray pump tank.

#### Recommendation;

- The washing shall be performed for 5 minutes every 1.5 hours during the aeration process.
- The amount of washing water shall be regulated with a valve over a range of 2.6 to 5.3GPM and the pressure, 7-14PSI.



We reserve the right to change the specifications and designs for improvement without prior notice.



1625 Fullerton Court, Glend Heights, IL 60139  
 Tel: 1-888-878-7864 • Fax: 1-630-793-0146  
 www.tsurumipump.com • info@tsurumiamerica.com

Your Dealer